
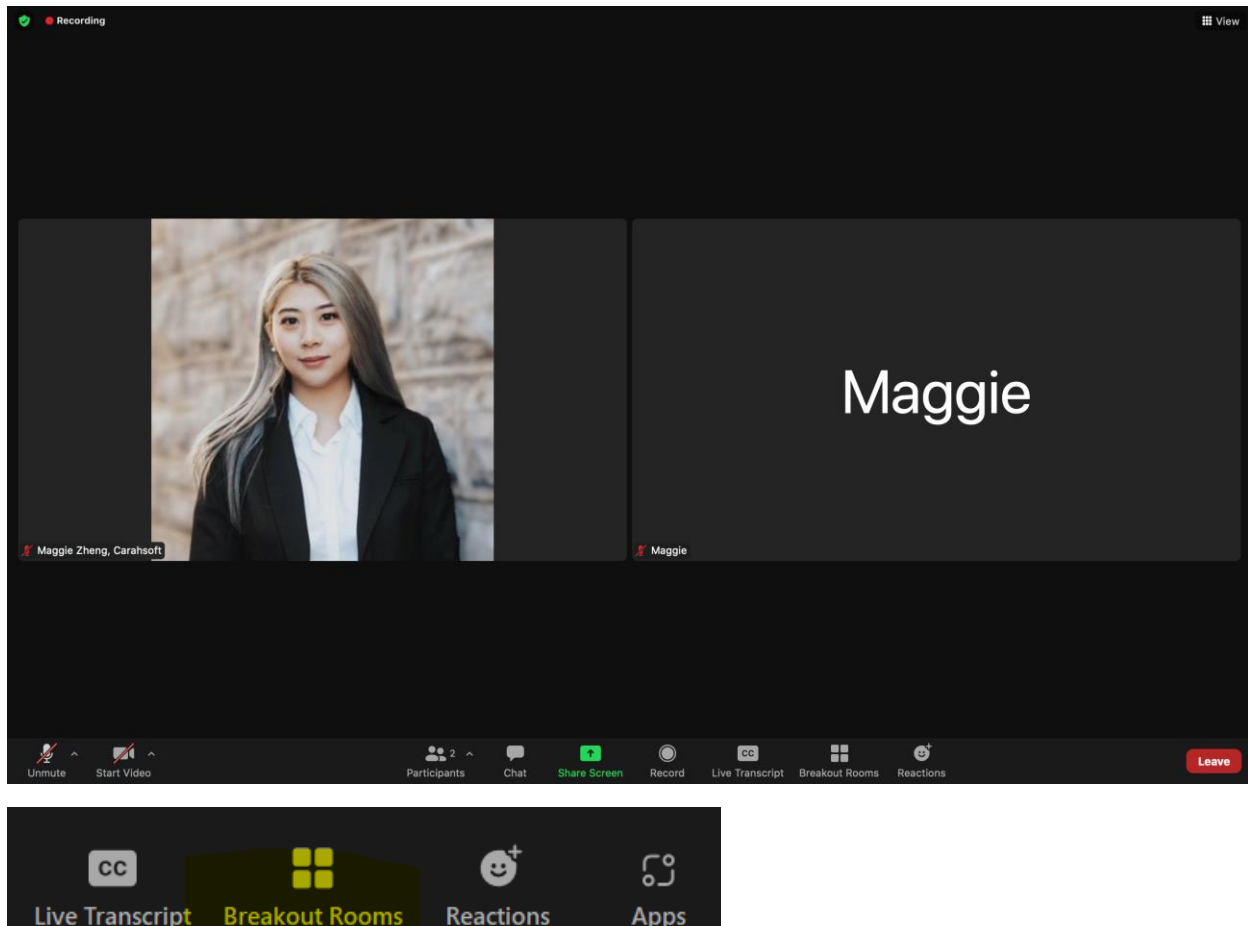



Joining a Breakout Room Session

Once breakout room sessions are opened, you should see the **Breakout Rooms**  in your meeting control. If you do not see it, hosts has not enabled breakout rooms sessions yet.



1. Click **Breakout Rooms**  in your meeting controls. This will display the list of open breakout rooms created by the host.
2. Hover your pointer over the number to the right of breakout room you wish to join, click **Join**, and then confirm by clicking **Join**.
3. Repeat as necessary to join other breakout rooms, or click **Leave Room** to return to the main session.

Recording

Breakout Rooms - In Progress

- Renewals 0 [Join](#)
- Cloud Billing 0 [Join](#)
- MultiCloud Solutions 0 [Join](#)
- Market Research 0 [Join](#)
- Consultants 0 [Join](#)
- FedRAMP/ StateRAMP 0 [Join](#)
- Sales Training 0 [Join](#)
- VA as a Customer 0 [Join](#)
- Growing Your EDU Business 0 [Join](#)
- Our Hardware Vertical 0 [Join](#)



Maggie