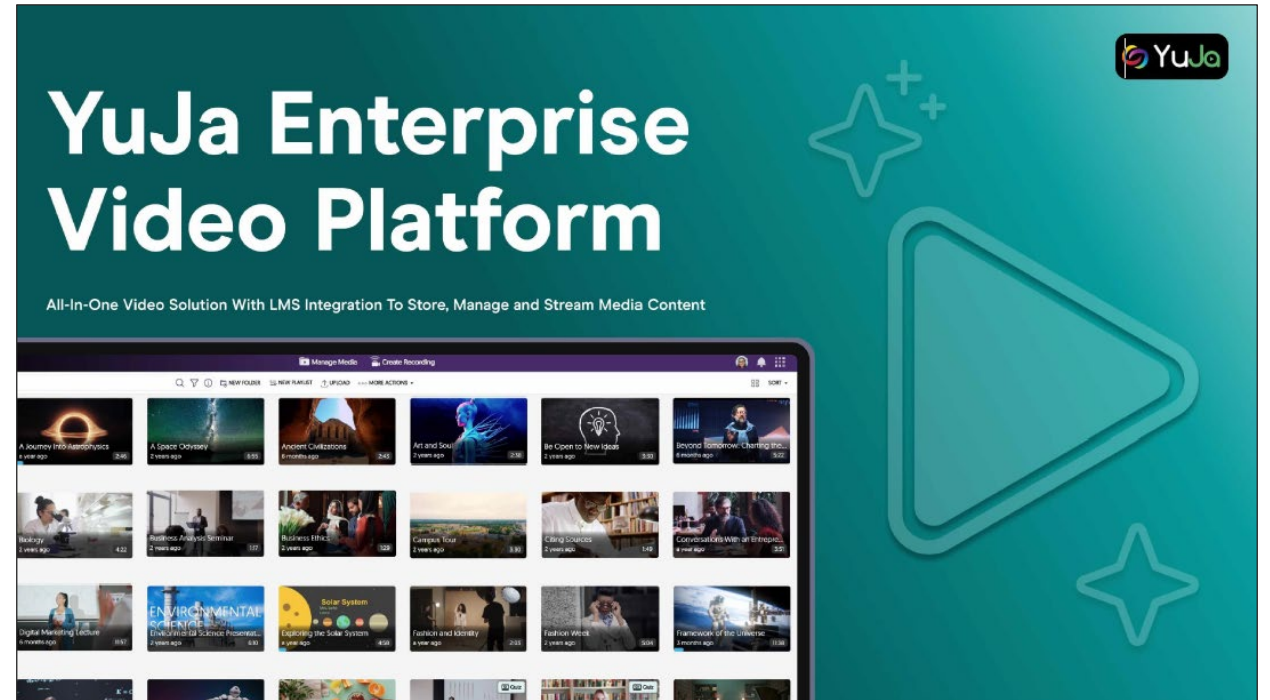




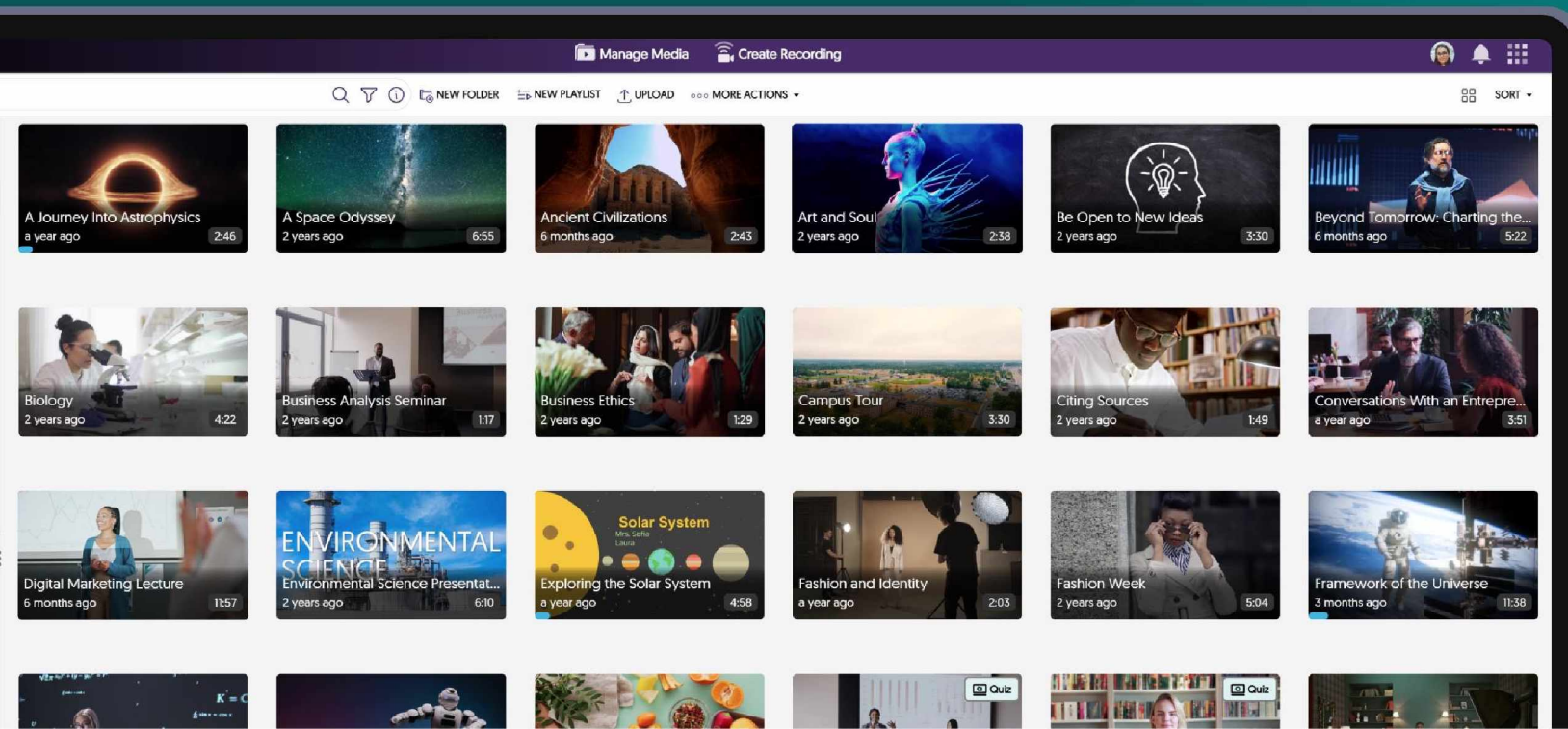
# YuJa Enterprise Video Platform

All-in-One Video Solution With LMS  
Integration to Store, Manage, and Stream  
Media Content



# YuJa Enterprise Video Platform

All-In-One Video Solution With LMS Integration To Store, Manage and Stream Media Content





# Deploy an Enterprise-Grade Video CMS

Video CMS ↓

LMS Integration ↓

Visual Search Technology ↓

Video Editing ↓

Enterprise VideoTube ↓

Video Analytics ↓

Video Player ↓

Video Quizzes ↓

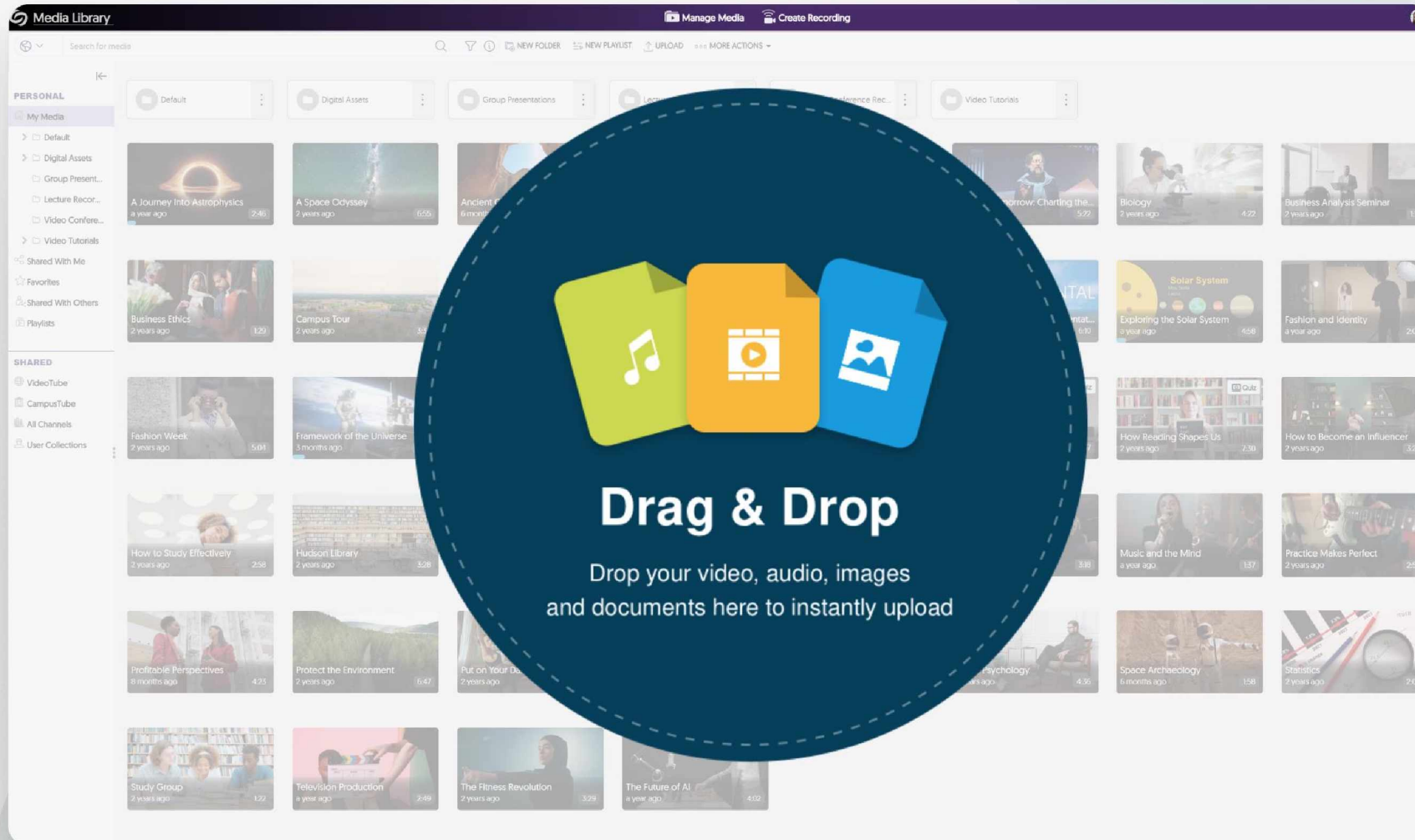
Lecture Capture ↓

24/7 Support ↓

The screenshot displays the Media Library interface. At the top, there are navigation options: "Manage Media" and "Create Recording". Below this is a search bar and a toolbar with icons for "NEW FOLDER", "NEW PLAYLIST", "UPLOAD", and "MORE ACTIONS". The main content area shows a grid of video thumbnails, each with a title, a thumbnail image, and a duration. The thumbnails include titles like "A Journey Into Astrophysics", "A Space Odyssey", "Ancient Civilizations", "Art and Soul", "Be Open to New Ideas", "Beyond Tomorrow: Charting the...", "Biology", "Business Analysis Seminar", "Business Ethics", "Campus Tour", "Citing Sources", "Conversations With an Entrepre...", "Digital Marketing Lecture", "ENVIRONMENTAL SCIENCE", "Exploring the Solar System", and "Fashion and Identity". The sidebar on the left is titled "PERSONAL" and "SHARED". Under "PERSONAL", there are sections for "My Media" and "Shared With Me". Under "SHARED", there are sections for "VideoTube" and "CampusTube".



# Drag-and-Drop Upload of Any Digital Asset



## Upload Any Digital Asset

Ingest, export, or link virtually any video, audio, image or external link.



## Unified Media Management

Store your digital assets in one centralized location with flexible user permissions.



## Campus Media Library

Create a searchable media library across your institution.

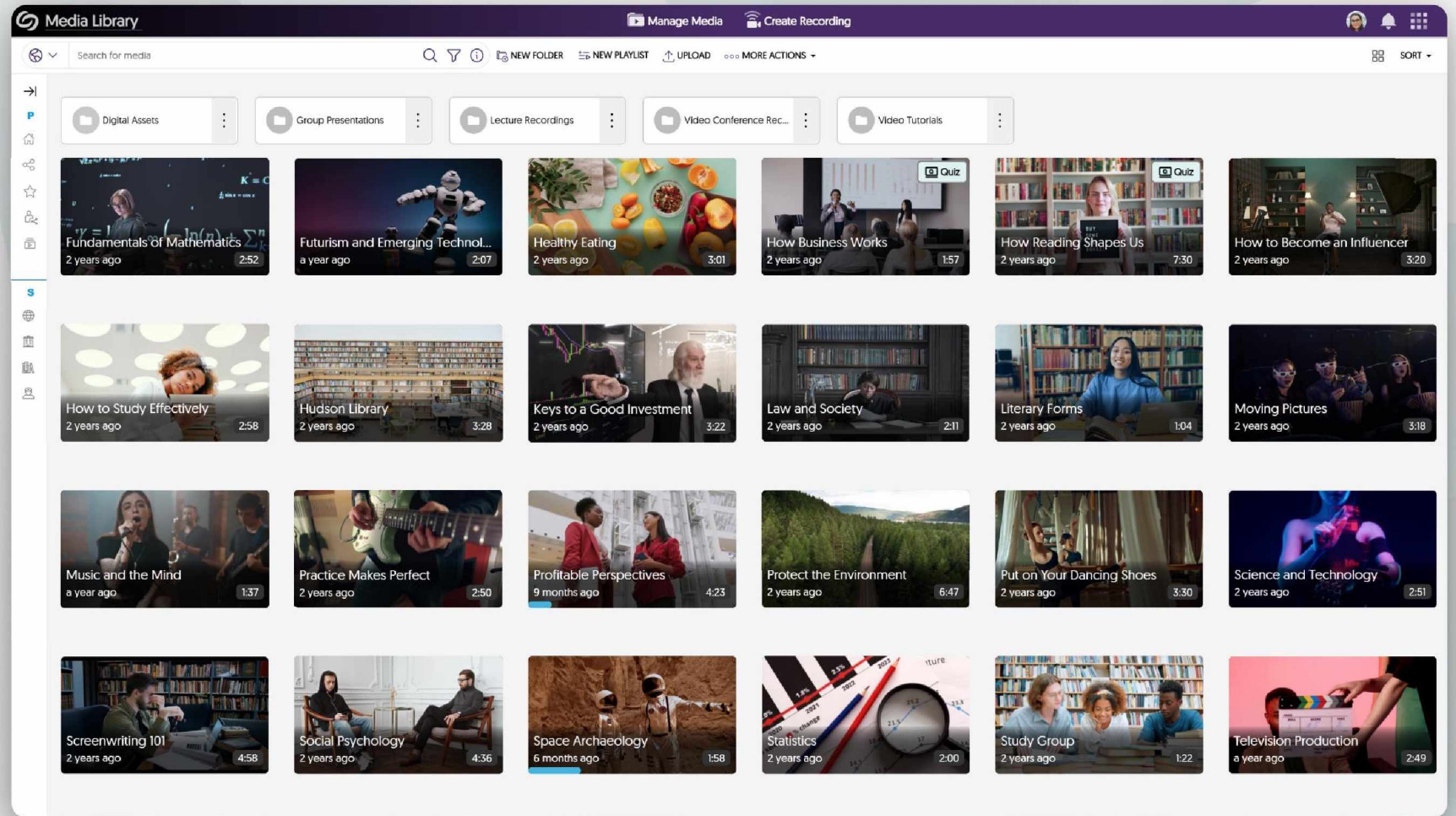


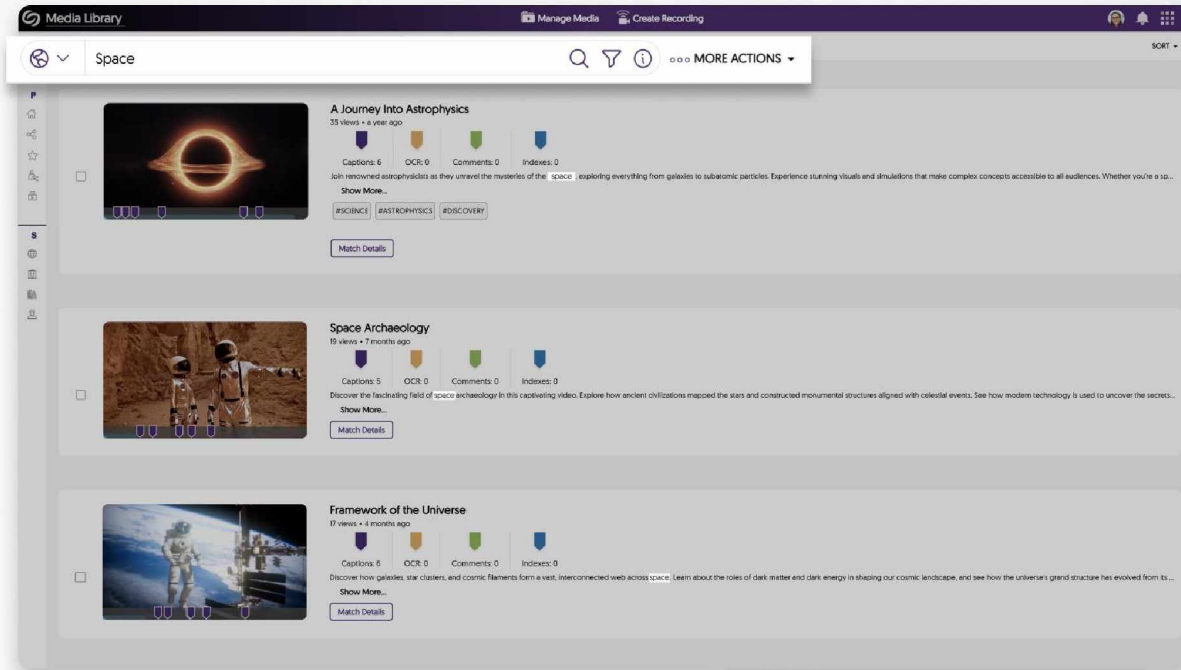
## Organize and Categorize

Organize all your content into folders and channels with built-in auto-tagging.

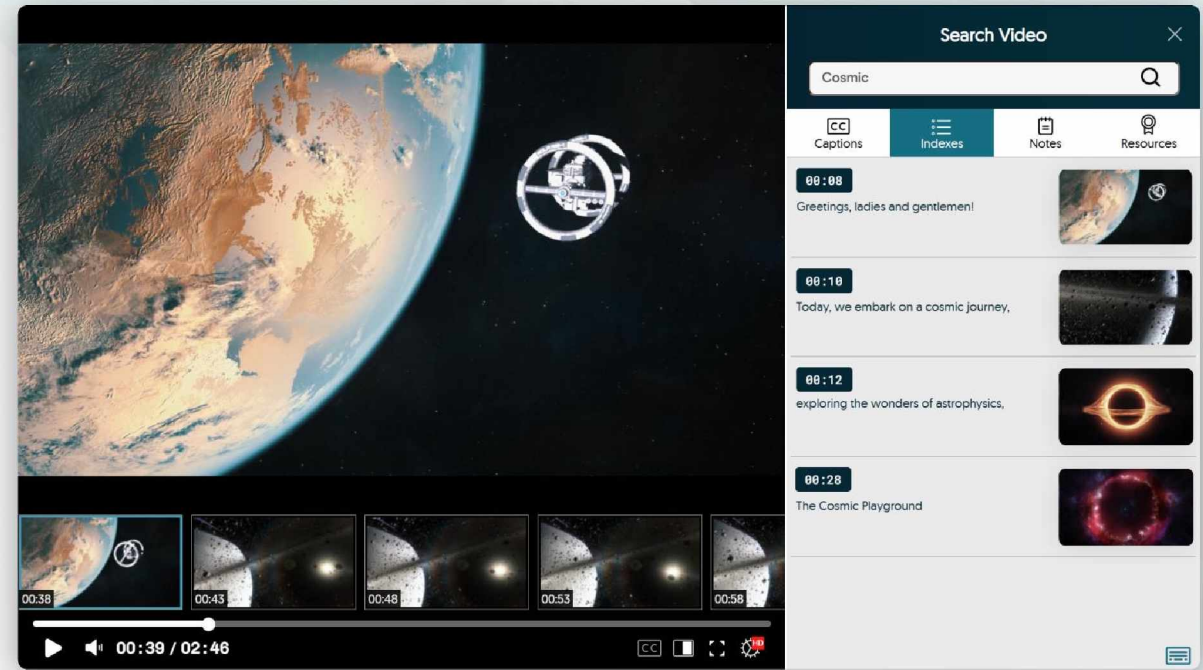


# Simplify Video Management Within Your LMS





**Search Inside Your Video Library  
in Seconds**



**Quickly Search Captions, Indexes,  
Notes, Slides and Comments**



# Integrated Web-Based Video and Caption Editing Tools

Art and Soul

Save Discard

Actions

Captions

Index

Text

Slides

Video

Watermark

Blur

Cut

Split

Undo

Redo

Telestration

Background

Audio

Dark Mode

01:19 02:43 1x

Advanced Mode

01:19.148

Video 1

Video 2

Video 3

Captions

Zoom In to view captions



Intuitive Cuts, Trims, and Insertions



Consistent Editing with Responsive Timeline



Multilingual Caption Editing



# Public Enterprise VideoTube to Enhance Presence

**Media Library**

Home

My Org.

- Hudson College
- Blue Valley
- UTSC Campus
- North Star Campus
- Evergreen College
- Hazel Martin Campus

Library

**Hudson University**

YuJa Credentials Log In

## Emerging Technologies

The future of technology is poised to be characterized by rapid advancements in artificial intelligence, quantum computing, and biotechnology, each driving profound changes across various sectors. As these technologies converge, they are expected to reshape economies, societal structures, and ethical frameworks, necessitating interdisciplinary research and policy innovation to address emerging challenges and opportunities.

**See What's New**

- Space Archaeology 1 day ago 1:48
- Be Open to New Ideas 1 day ago 3:30
- Futurism and Emerging Technol... 1 week ago 2:07
- Business Ethics 2 weeks ago 1:29
- A Journey Into Astrophysics 2 weeks ago 2:46

**Frequently Watched**

- Framework of the Universe 4 months ago 11:38
- Beyond Tomorrow: Charting the... 6 months ago 5:22
- Digital Marketing Lecture 6 months ago 11:57
- Business Analysis Seminar 2 years ago 1:17
- Citing Sources 2 years ago 1:49



# Video Analytics Provide Insights into Video Impact

Usage & Analytics

[Manage Media](#)
[Create Recording](#)

### User Report

Select a user to view their activity analytics. You can also select a course the user is enrolled in to view specific analytics.

User: 
Course: 
[Get Report](#)

**Summary**

**Videos**

**Sessions**

Total Views  
**34**

Average Watch Time  
**7%**

Total Watch Length  
**01:32:25**

Total Logins  
**1150**

Quiz Completion  
**6/10**

Last Watch Activity  
**Nov 19, 2024, 06:35 PM**

**Most Watched Videos**

The top 3 most watched videos.

The Future of AI

Emerging Technology

Science and Technology

**Most Used Devices**

A visual comparison of the devices used.

**Desktop**  70%

**Mobile**  30%



Configurable Dynamic Reports



Track Student Progress



Track Drop-Offs & Hot Spots



Gradebook Sync With Major LMS



# HTML5 Video Player with Responsive Design





# In-Video Quizzing with LMS Integration

The screenshot displays the 'Quizzes' interface. At the top, there are navigation options: 'Manage Media' and 'Create Recording'. Below this, a video player titled 'Exploring the Solar System' is shown. A quiz overlay is active at 1:52, offering question types: Multiple Choice, Select Multiple, Short Answer, True or False, Reflective Pause, Decision Point, and Fill-In-The-Blank. To the right, a 'Question List' contains several astronomy-related questions. A 'Media Details' window is open, showing a video player with a 'Where in the video would you like to resume?' dialog box with options to 'Resume from 03:15' or 'Play from beginning'. Below the video player, there are buttons for '+ Create Video Quiz' and '+ Create Playback Quiz', a search bar for 'Search quiz title', and a list of quizzes including 'Exploring the Solar System' with 'Edit', 'Delete', and 'Activity Logs' options. A sidebar on the left contains navigation icons for Actions, General, Thumbnails, Links, Downloads, Comments, Analytics, and Quizzes.



Add In-Video Comments and Prompts to Video Quizzes



Create Engaging and Interactive Student Assessments



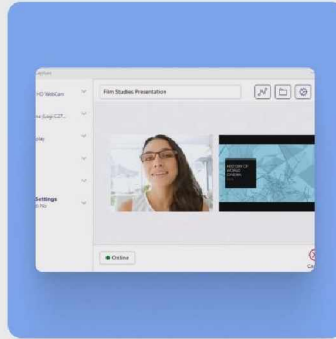
Gamification Capabilities to Create Video Tours



Supports a Variety of Question Types and Submission Options



# Portfolio of Lecture Capture Systems and Solutions



**Desktop Software-Based  
Lecture and Personal Capture**



**Powerful, Rack-Mounted,  
Hardware Appliance Capture**



**Mobile and Tablet  
Capture Apps**



**Browser-Based Capture  
Studio**



# Live Product Training and 24/7 Total User Support



## Contact

### Toll-Free (US/CAN)

+1 (888) 257-2278

### Toll Free (UK)

+44 (800) 058-4054

### International

+1 (408) 508-6796

**E-mail:** [support@yuja.com](mailto:support@yuja.com)

**Web:** [www.yuja.com](http://www.yuja.com)



### California Office

YuJa Inc.  
84 W. Santa Clara St.  
Fourth Floor  
San Jose, CA 95113



### Toronto Office

YuJa Canada, Inc.  
235 Yorkland Blvd  
Suite 800  
Toronto, ON



---

Thank you for downloading this YuJa resource! Carahsoft is the distributor for YuJa's education and state and local solutions available via The Quilt, E&I, TIPS, and other contract vehicles.

To learn how to take the next step toward acquiring YuJa's solutions, please check out the following resources and information:



For additional resources:  
[carah.io/yujaresources](https://carah.io/yujaresources)



For additional YuJa solutions:  
[carah.io/yujasolutions](https://carah.io/yujasolutions)



To purchase, check out the contract vehicles available for procurement:  
[carah.io/yujacontracts](https://carah.io/yujacontracts)



For upcoming events:  
[carah.io/yujaevents](https://carah.io/yujaevents)



For additional education solutions:  
[carah.io/edusolutions](https://carah.io/edusolutions)



To set up a meeting:  
[YuJa@carahsoft.com](mailto:YuJa@carahsoft.com) or 571-590-6500